



COMMERCIAL REFRIGERATION SPECIALISTS

# PRODUCT CATALOGUE

[www.koolmaxgroup.com](http://www.koolmaxgroup.com)



# ABOUT US

Koolmax Group Ltd are one of the UK's market leaders in supply, service, maintenance and installation of Commercial Refrigeration and Air Conditioning products. Our management team has a wealth of experience offering quality products and services at extremely competitive prices. We hold an extensive range of stock which can be delivered and installed by our own directly employed transport team. Our after sales service team are available in our call centre offering friendly advice and supported by our network of directly employed engineers covering the whole of the UK. Our service vehicles carry an extensive range of parts enabling a high proportion of first time fixes.

Koolmax Group Ltd also has an in-house Shop-Fitting Division offering shelving, signage, lighting, counters, ceilings, flooring, plumbing and electrics. Our design team are at hand to provide support from initial planning, drawings, through to full installation and handover.

Koolmax Group Ltd have built an excellent reputation and are specified and trusted by a number of the UK's biggest retailers to provide products and services.



## 01 Chilled Storage

Undercounter Solid Door Chillers  
Upright Solid Door Chillers  
Solid Door Chillers & Meat  
Counter Chillers  
Counter Saladette Chillers

## 02 Chilled Display

Upright Glass Door Chillers  
Integral Open Fronted Multidecks  
Integral FGD Multidecks  
Remote Open Fronted Multidecks  
Remote FGD Multidecks  
Serveover Display

## 03 Frozen Storage

Undercounter Solid Door Freezer  
Upright Solid Door Freezers  
Solid Door Freezers  
Counter Freezers  
Chest Freezer White Lid  
Chest Freezer St/St Lid

## 04 Frozen Display

Upright Glass Door Freezers  
Glass Lid Chest Freezers  
Remote Glass Door Freezers

## 05 Back Bar Bottle Coolers



01

## Chilled Storage

---

UNDERCOUNTER SOLID DOOR CHILLERS

---

UPRIGHT SOLID DOOR CHILLERS

---

SOLID DOOR CHILLERS & MEAT

---

COUNTER CHILLERS

---

COUNTER SALADETTE CHILLERS



# KMC200

UNDER COUNTER SOLID DOOR CHILLER




The Koolmax KMC200 Under Counter Chiller is the ideal compact storage solution for any busy establishment. The ultra energy efficient under counter fridge from Koolmax is a great choice. With Its energy efficient design, the Koolmax KMC200 costs less to run then other comparable chillers.

Featuring a lockable door, digital temperature display, replaceable gaskets, adjustable shelves and the ability to operate in conditions up to 40°. This compact commercial under counter chiller is ideal for placing under work stations for easy access reliable refrigerated storage. Rollers to rear and feet to the front of the cabinet means it can be easily manoeuvred for cleaning and maintenance.



KMC200



FEATURES

- Carel Electronic Control with Digital Display
- -2°C / +10°C
- Replaceable Gasket
- Lock Fitted
- Recessed Handle
- 3 Adjustable Shelves
- Two adjustable feet & Two Back Rollers
- R600a Refrigerant
- Static Cooling with Fan
- Automatic Defrost



KMC200S



KMC200S

SPECIFICATION

Model	External/Internal Finish	External Dimensions (W x D x H)	Internal Dimensions (W x D x H)	KW/ 24HRS	Net Volume/ Capacity	Power Supply	Energy Class
KMC200	White Painted Steel/ ABS Liner	600 x 585 x 850	481 x 490 x 643	0.6398	92	13 amp	A
KMC200S	Stainless Steel /ABS Liner	600 x 585 x 850	481 x 490 x 643	0.6398	92	13 amp	A

# KMC400

UPRIGHT SOLID DOOR CHILLERS



The Koolmax KMC400 Upright Single Door Chillers are the ideal solution to your storage needs. Perfect for demanding professional kitchens and a generous capacity of storage. With its full length integrated handle, access is easy and stock is kept at the perfect temperature using the precise digital thermostat display. Fan assisted cooling ensures optimum temperatures are kept under control.

This top quality catering fridge is designed to give outstanding performance in all busy catering establishments.

Features Adjustable shelves, a door lock fitted as standard for added security and replaceable door gaskets. Rollers to rear and feet to the front of the cabinet means it can be easily manoeuvred for cleaning and maintenance. Food safe interior which is essential in the foodservice industry.



KMC400



KMC400S

FEATURES

- Carel Electronic Control with Digital Display
- -2°C /+10°
- Replaceable Gasket
- Lock Fitted
- Recessed Handle
- 4 Adjustable Shelves
- Two adjustable feet & Two Back Rollers
- R600a Refrigerant
- Static with Fan
- Automatic Defrost

SPECIFICATION

Model	External/Internal Finish	External Dimensions (W x D x H)	Internal Dimensions (W x D x H)	KW/ 24HRS	Net Volume/ Capacity	Power Supply	Energy Class
KMC400	White Painted Steel / ABS Liner	600 x 585 x 1850	479 x 473 x 1622	2.4475	304	13 amp	C
KMC400S	Stainless Steel /ABS Liner	600 x 585 x 1850	479 x 473 x 1622	2.4475	304	13 amp	C



# KMC600

UPRIGHT SOLID DOOR CHILLERS



The Koolmax KMC600 Upright Single Door Chillers are the ideal solution to your storage needs. Perfect for demanding professional kitchens and a generous capacity of storage. With its full length integrated handle, access is easy and stock is kept at the perfect temperature using the precise digital thermostat display. Fan assisted cooling ensures optimum temperatures are kept under control.

This top quality catering fridge is designed to give outstanding performance in all busy catering establishments.

Features Adjustable shelves, a door lock fitted as standard for added security and replaceable door gaskets. Rollers to rear and feet to the front of the cabinet means it can be easily manoeuvred for cleaning and maintenance. Food safe interior which is essential in the foodservice industry.



KMC600

### FEATURES

- Carel Electronic Control with Digital Display
- -2°C / +10°C
- Replaceable Gasket
- Lock Fitted
- Recessed Handle
- 4 Adjustable Shelves
- Two adjustable feet & Two Back Rollers
- R600a Refrigerant
- Static with Fan
- Automatic Defrost



KMC600



KMC600S

### SPECIFICATION

Model	External/Internal Finish	External Dimensions (W x D x H)	Internal Dimensions (W x D x H)	KW/ 24HRS	Net Volume/ Capacity	Power Supply	Energy Class
KMC600	White Painted Steel / ABS Liner	777 x 695 x 1890	655 x 583 x 1664	3.0460	538	13 amp	<div><div></div><div>B</div><div>A</div><div>G</div></div>
KMC600S	Stainless Steel /ABS Liner	777 x 695 x 1890	655 x 583 x 1664	3.0460	538	13 amp	<div><div></div><div>B</div><div>A</div><div>G</div></div>

# KMC1SS (2/1GN)

SOLID DOOR CHILLERS & MEAT




The Koolmax KMC1SS is a perfect unit for those looking for a larger storage solutions and energy efficiency. Built with high grade 304 stainless steel and heavy duty castors fitted as standard, it's built to last with rounded internal corners for easy cleaning, adjustable shelves, replaceable door gaskets and a lockable door for added security. The KMC1SS is an excellent choice when it comes to choosing an upright refrigerator for your professional kitchen. Suitable for fresh meat storage.

The Koolmax KMC1SS Upright Refrigerator is the most energy efficient model on the market with an energy rating of A.

The Upright Solid Door Chiller from Koolmax is a great choice. With its energy efficient design, the Koolmax KMC1SS costs less to run than other comparable chillers.



KMC1SS



### FEATURES

- Dixel Controller
- -2°C / +8°C
- Replaceable Gasket
- Lock Fitted
- Recessed Handle
- 3 x Adjustable Shelves Compatible with 2/1 Pan
- Castors Fitted
- R290 Refrigerant
- Ventilated Cooling
- Automate Defrost

### SPECIFICATION

Model	External/Internal Finish	External Dimensions (W x D x H)	Internal Dimensions (W x D x H)	KW/ 24HRS	Net Volume/ Capacity	Power Supply	Energy Class
KMC1SS	AIS1304 Stainless Steel	740 x 830 x 2010	619 x 702 x 1396	2.781	650 Ltrs	13 amp	<div><div></div><div>A</div><div>A</div><div>G</div></div>

# KMC2SS (2/1GN)

SOLID DOOR CHILLERS & MEAT



The Koolmax KMC2SS is the perfect unit for those looking for a larger storage solutions and energy efficiency. Built with high grade 304 stainless steel and heavy duty castors fitted as standard, it's built to last with rounded internal corners for easy cleaning, adjustable shelves, replaceable door gaskets and a lockable door for added security. The KMC2SS is an excellent choice when it comes to choosing an upright refrigerator for your professional kitchen. Suitable for fresh meat storage.



KMC2SS

FEATURES

- Dixel Controller
- -2°C / +8°C
- Replaceable Gasket
- Lock Fitted
- Recessed Handle
- 3 x Adjustable Shelves  
Compatible with 2/1 Pan
- Castors Fitted
- R290 Refrigerant
- Ventilated Cooling
- Automatic Defrost

SPECIFICATION

Model	External/Internal Finish	External Dimensions (W x D x H)	Internal Dimensions (W x D x H)	KW/ 24HRS	Net Volume/ Capacity	Power Supply	Energy Class
KMC2SS	AIS1304 Stainless Steel	1480 x 830 x 2010	1360 x 702 x 1396	4.356	1300 Ltrs	13 amp	D

# KMC2DS / 3DS / 4DS (1/1GN)

COUNTER CHILLERS




Designed to reliably store your most valuable produce. Built to the highest specifications, the KMC-DS features fan assisted cooling which ensures temperatures are brought down quickly, Supplied with 1 x 1/1 shelf per door and a digital temperature display. Suitable for fresh meat and keeps a consistent temperature even in conditions up to 43 degrees. Supplied with a 100mm splashback meaning you will not have to worry about food falling behind the counter. With a generous capacity as well as gastronom compatible this prep counter is the ideal cabinet for any business. Supplied with heavy duty castors allowing you to easily move the unit for cleaning. Perfect for everyday use in a busy commercial kitchen and with energy efficiency will not cost you a fortune to run.



KMC3DS

FEATURES

- Dixel Controller
- -2°C / +8°C
- Replaceable Gaskets
- Lock Fitted
- Recessed Handles
- 1 x 1/1 Shelf Per Door
- Castors Fitted
- R290 Refrigerant
- Ventilated Cooling
- Automatic Defrost



SPECIFICATION

Model	External/Internal Finish	External Dimensions (W x D x H)	Internal Dimensions (W x D x H)	KW/ 24HRS	Net Volume/ Capacity	Power Supply	Energy Class
KMC-2DS	AIS1304 Stainless Steel	1360 x 700 x 850	799 x 580 x 564	2.267	282 Ltrs	13 amp	A
KMC-3DS	AIS1304 Stainless Steel	1795 x 700 x 850	1234 x 580 x 564	3.195	417 Ltrs	13 amp	A
KMC-4DS	AIS1304 Stainless Steel	2230 x 700 x 850	1669 x 580 x 564	4.854	553 Ltrs	13 amp	A



# KMC902 / KMC903

COUNTER SALADETTE CHILLERS




The Koolmax KMC902/903 are the most energy efficient compact chillers on the market and do not cost a fortune to run. The plain top counter uses under mounted refrigeration which allows for a smaller footprint and is the perfect solution for any business with limited space. With a highly robust stainless steel worktop and a generous capacity, there's plenty of storage for your produce. You can also fit additional shelves to maximise this storage.



KMC902



KMC903



FEATURES

- Dixel Controller
- +2°C / +8°C
- Replaceable Gaskets
- Lock Fitted
- Recessed Handles
- 1 x 1/1 Shelf Per Door
- Adjustable Feet
- R600a Refrigerant (KMC902)
- R290 Refrigerant (KMC903)
- Fan Assisted Cooling
- Automatic Defrost

SPECIFICATION

Model	External/Internal Finish	External Dimensions (W x D x H)	Internal Dimensions (W x D x H)	KW/ 24HRS	Net Volume/ Capacity	Power Supply	Energy Class
KMC902	AIS1304 Stainless Steel	900 x 700 x 876	830 x 595 x 455	2.575	240Ltrs	13 amp	A
KMC903	AIS1304 Stainless Steel	1365 x 700 x 876	1295 x 595 x 455	5	368 Ltrs	13 amp	A

# KMC2EN / KMC3EN

COUNTER SALADETTE CHILLERS



These top quality Koolmax KMC-EN refrigerated Pizza Prep Counters are designed and built to last. With a robust stainless steel worktop and a raised GN pan well, with solid lift up lid allows easy access for gastronorm pans (pans sold separately). Features a digital temperature display, replaceable gaskets and adjustable shelves. Built with high quality stainless steel AISI 304 both interior and exterior the refrigerated counters have rounded internal corners to aid cleaning. Designed to reliably store your most valuable produce. Built to the highest specifications, they feature fan assisted cooling which ensures temperatures are brought down quickly. With a generous capacity as well as gastronorm compatible these prep counters are the ideal cabinet for any business.



KMC3EN



KMC2EN

FEATURES

- Dixel Controller
- +2°C / +8°C
- Replaceable Gaskets
- Lock Fitted
- Recessed Handles
- 1 x 1/1 Shelf Per Door
- Adjustable Feet
- R600a Refrigerant (KMC2EN)
- R290a Refrigerant (KMC3EN)
- Fan Assisted Cooling
- Automatic Defrost

SPECIFICATION

Model	External/Internal Finish	External Dimensions (W x D x H)	Internal Dimensions (W x D x H)	KW/ 24HRS	Net Volume/ Capacity	Power Supply	Energy Class
KMC2EN	AIS1304 Stainless Steel	900 x 700 x 970	830 x 595 x 455	2.575	240 Ltrs	13 amp	C
KMC3EN	AIS1304 Stainless Steel	1365 x 700 x 970	1295 x 595 x 455	5	368 Ltrs	13 amp	E





02

## Chilled Display

---

UPRIGHT GLASS DOOR CHILLERS

---

INTEGRAL OPEN FRONTED MULTIDECKS

---

INTEGRAL FGD MULTIDECKS

---

REMOTE OPEN FRONTED MULTIDECKS

---

REMOTE FGD MULTIDECKS

---

SERVEOVER DISPLAYS



# KMC200G

UNDER COUNTER GLASS DOOR CHILLER



The Koolmax KMC200 Under Counter Chillers are the ideal compact storage solution for any busy establishment. The ultra energy efficient under counter fridge from Koolmax is a great choice. With Its energy efficient design, the Koolmax KMC200 costs less to run then other comparable chillers.


Featuring a lockable door, digital temperature display, replaceable gaskets, adjustable shelves and the ability to operate in conditions up to 38°. This compact commercial under counter chiller is ideal for placing under work stations for easy access reliable refrigerated storage. Rollers to rear and feet to the front of the cabinet means it can be easily manoeuvred for cleaning and maintenance.



KMC200G

### FEATURES

- Carel Electronic Control with Digital Display
- +2°C / +10°C
- Replaceable Gasket
- Lock Fitted
- Recessed Handle
- 3 Adjustable Shelves
- Two adjustable feet & Two Back Rollers
- R600a Refrigerant
- Static Cooling with Fan
- Automatic Defrost



### SPECIFICATION

Model	External/Internal Finish	External Dimensions (W x D x H)	Internal Dimensions (W x D x H)	KW/ 24HRS	Net Volume/ Capacity	Power Supply	Energy Class
KMC200G	White /ABS Liner	600 x 585 x 850	482 x 490 x 643	0.8836	101	13 amp	A

# KMC400G

UPRIGHT GLASS DOOR CHILLERS



The Koolmax KMC400G upright glass door chillers are designed to give outstanding performance everyday, in all busy catering establishments. With its reliability, sleek design and excellent value for money, the Koolmax KMC400GS is the perfect choice. Attractively showcase your stock to encourage impulse buys with this top quality upright single glass door chiller.

### FEATURES

- Carel Electronic Control with Digital Display
- +2°C / +10°C
- Replaceable Gasket
- Lock Fitted
- Recessed Handle
- 4 Adjustable Shelves
- Two adjustable feet & Two Back Rollers
- R600a Refrigerant
- Static Cooling with Fan
- Automatic Defrost



KMC400G



### SPECIFICATION

Model	External/Internal Finish	External Dimensions (W x D x H)	Internal Dimensions (W x D x H)	KW/ 24HRS	Net Volume/ Capacity	Power Supply	Energy Class
KMC400G	White / ABS Liner	600 x 585 x 1850	481 x 490 x 1650	3.3516	369	13 amp	B



# KMC700 / KMC1300

## UPRIGHT GLASS DOOR CHILLERS



The Koolmax range of KMC high capacity chillers are ideal for any busy establishment. The frameless double glazed energy saving doors incorporates and integrated handle and vertical LED lighting. Hydraulic hinge design and soft closing doors is another quality feature. Not only are these units practical, they are stylish, robust and modern. The ideal unit to showcase all your chilled products perfectly. All shelving comes with a perspex shelf inlay as standard, which makes these cabinets the best choice for Beers, Wines and soft drinks. Match perfectly when alongside the KMF Freezers (see pages 44-45).

Available in 1, 2 3 & 4 door options.



KMC700



KMC1300

### FEATURES

- Dixell Digital Controller
- 0°C / +6°C
- Replaceable Gasket
- Integrated Handle
- 5 x shelves per door including epos & perspex inlay
- 4 Feet + 4 Castors
- R290a Refrigerant
- Ventilated cooling
- Off-cycle defrost

### SPECIFICATION

Model	External/Internal Finish	External Dimensions (W x D x H)	Internal Dimensions (W x D x H)	KW/ 24HRS	Net Volume/ Capacity	Power Supply	Energy Class
KMC700	GREY RAL9007 / Powder coated galvanized steel	680 x 740 x 2000	560 x 525 x 1320	3.93	400	13 amp	B A G
KMC1300	GREY RAL9007 / Powder coated galvanized steel	1250 x 740 x 2000	1130 x 525 x 1320	5.53	810	13 amp	B A G

# KMC2000 / KMC3000

## UPRIGHT GLASS DOOR CHILLERS



The Koolmax range of KMC high capacity chillers are ideal for any busy establishment. The frameless double glazed energy saving doors incorporates and integrated handle and vertical LED lighting. Hydraulic hinge design and soft closing doors is another quality feature. Not only are these units practical, they are stylish, robust and modern. The ideal unit to showcase all your chilled products perfectly. All shelving comes with a perspex shelf inlay as standard, which makes these cabinets the best choice for Beers, Wines and soft drinks. Match perfectly when alongside the KMF Freezers (see pages 44-45).

Available in 1, 2 3 & 4 door options.



KMC3000



KMC2000

### FEATURES

- Dixell Digital Controller
- 0°C / +6°C
- Replaceable Gasket
- Integrated Handle
- 5 x shelves per door including epos & perspex inlay
- 4 Feet + 4 Castors
- R290a Refrigerant
- Ventilated cooling
- Off-cycle defrost

### SPECIFICATION

Model	External/Internal Finish	External Dimensions (W x D x H)	Internal Dimensions (W x D x H)	KW/ 24HRS	Net Volume/ Capacity	Power Supply	Energy Class
KMC2000	GREY RAL9007 / Powder coated galvanized steel	1875 x 740 x 2000	1755 x 525 x 1320	9.47	1260	13 amp	B A G
KMC3000	GREY RAL9007 / Powder coated galvanized steel	2500 x 740 x 2000	2380 x 525 x 1320	12.16	1700	13 amp	C A G



BLACK

# KMC700 / KMC1300

UPRIGHT GLASS DOOR CHILLERS



The Koolmax range of KMC high capacity chillers are ideal for any busy establishment. The frameless double glazed energy saving doors incorporates and integrated handle and vertical LED lighting. Hydraulic hinge design and soft closing doors is another quality feature. Not only are these units practical, they are stylish, robust and modern. The ideal unit to showcase all your chilled products perfectly. All shelving comes with a perspex shelf inlay as standard, which makes these cabinets the best choice for Beers, Wines and soft drinks.

Available in 1, 2 3 & 4 door options.



KMC700 Black



KMC1300 Black

### FEATURES

- Dixell Digital Controller
- 0°C / +6°C
- Replaceable Gasket
- Integrated Handle
- 5 x shelves per door including epos & perspex inlay
- 4 Feet + 4 Castors
- R290a Refrigerant
- Ventilated cooling
- Off-cycle defrost

### SPECIFICATION

Model	External/Internal Finish	External Dimensions (W x D x H)	Internal Dimensions (W x D x H)	KW/ 24HRS	Net Volume/ Capacity	Power Supply	Energy Class
KMC700 BLACK	BLACK RAL9005 / Powder coated galvanized steel	680 x 740 x 2000	560 x 525 x 1320	3.93	400	13 amp	<div><div>B</div><div>A++G</div></div>
KMC1300 BLACK	BLACK RAL9005 / Powder coated galvanized steel	1250 x 740 x 2000	1130 x 525 x 1320	5.53	810	13 amp	<div><div>B</div><div>A++G</div></div>

BLACK

# KMC2000 / KMC3000

UPRIGHT GLASS DOOR CHILLERS



The Koolmax range of KMC high capacity chillers are ideal for any busy establishment. The frameless double glazed energy saving doors incorporates and integrated handle and vertical LED lighting. Hydraulic hinge design and soft closing doors is another quality feature. Not only are these units practical, they are stylish, robust and modern. The ideal unit to showcase all your chilled products perfectly. All shelving comes with a perspex shelf inlay as standard, which makes these cabinets the best choice for Beers, Wines and soft drinks.

Available in 1, 2 3 & 4 door options.



KMC2000 Black



KMC3000 Black

### FEATURES

- Dixell Digital Controller
- 0°C / +6°C
- Replaceable Gasket
- Integrated Handle
- 5 x shelves per door including epos & perspex inlay
- 4 Feet + 4 Castors
- R290a Refrigerant
- Ventilated cooling
- Off-cycle defrost

### SPECIFICATION

Model	External/Internal Finish	External Dimensions (W x D x H)	Internal Dimensions (W x D x H)	KW/ 24HRS	Net Volume/ Capacity	Power Supply	Energy Class
KMC2000 BLACK	BLACK RAL9005 / Powder coated galvanized steel	1875 x 740 x 2000	1755 x 525 x 1320	9.47	1260	13 amp	<div><div>C</div><div>A++G</div></div>
KMC3000 BLACK	BLACK RAL9005 / Powder coated galvanized steel	2500 x 740 x 2000	2380 x 525 x 1320	12.16	1700	13 amp	<div><div>C</div><div>A++G</div></div>



FRIGUS

INTEGRAL OPEN FRONTED MULTIDECKS

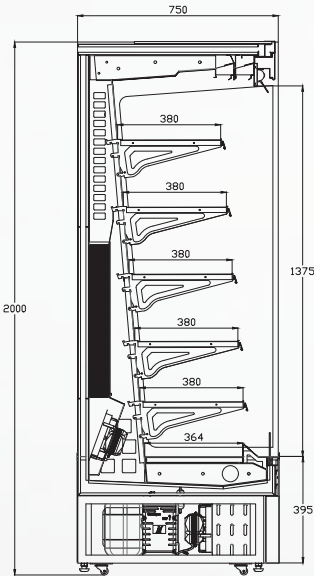


The Koolmax Frigus is the latest addition to our plug in range of integral open multideck chillers. Features include a low front and five adjustable shelves which maximise merchandising space and increase the visibility of you products. The Frigus chillers are stylish, modern, robust and ideal for outlets where space is at a premium. Ideal for high volume retail environments, and the fast-growing grab & go sector.



FEATURES

- Open Fronted with Night Blind
- Dixell Digital Controller
- +2°C / +8°C
- 5 x Adjustable Shelves with plexiglass shelf risers & Epos Strips
- Feet + Castors
- R290a Refrigerant
- Ventilated cooling
- Off-cycle defrost



SPECIFICATION

Model	External/Internal Finish	External Dimensions (W x D x H)	Internal Dimensions (W x D x H)	KW/ 24HRS	Net Volume/ Capacity	Power Supply	Energy Class
FRIGUS1250 WHITE	White / Powder coated galvanized steel	1310 x 750 x 2000	1250 x 400 x 1448	17.36	700	13 amp	<div><div>D</div><div>A</div><div>G</div></div>
FRIGUS1250 BLACK	Black / Powder coated galvanized steel	1310 x 750 x 2000	1250 x 400 x 1448	17.36	700	13 amp	<div><div>D</div><div>A</div><div>G</div></div>
FRIGUS1875 WHITE	White / Powder coated galvanized steel	1935 x 750 x 2000	1875 x 400 x 1448	28.57	1050	13 amp	<div><div>E</div><div>A</div><div>G</div></div>
FRIGUS1875 BLACK	Black / Powder coated galvanized steel	1935 x 750 x 2000	1875 x 400 x 1448	28.57	1050	13 amp	<div><div>E</div><div>A</div><div>G</div></div>
FRIGUS2500 WHITE	White / Powder coated galvanized steel	2560 x 750 x 2000	2500 x 400 x 1448	36.15	1400	13 amp	<div><div>E</div><div>A</div><div>G</div></div>
FRIGUS2500 BLACK	Black / Powder coated galvanized steel	2560 x 750 x 2000	2500 x 400 x 1448	36.15	1400	13 amp	<div><div>E</div><div>A</div><div>G</div></div>

OASIS

INTEGRAL FGD MULTIDECKS

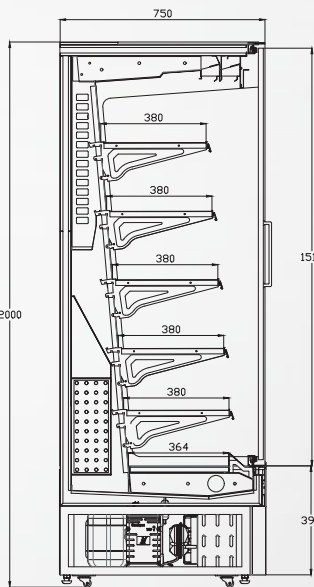


Introducing the Koolmax OASIS full glass door multideck chillers, our latest addition to our range of integral plug in chillers. The OASIS chillers are stylish, modern, robust and ideal for outlets where space is at a premium. It's low front combined with a 5-tier shelving, plexi glass shelf toppers, epos strips and full glass end panels allows for an increased quantity & sale impact of your product.



FEATURES

- Frameless Double Glazed Anti Fog Glass Doors
- Dixell Digital Controller
- -1°C / + 5°C
- Acrylic Handle
- 5 x Adjustable Shelves with plexiglass shelf risers & Epos Strips
- Feet + Castors
- R290a Refrigerant
- Ventilated cooling
- Off-cycle defrost



SPECIFICATION

Model	External/Internal Finish	External Dimensions (W x D x H)	Internal Dimensions (W x D x H)	KW/ 24HRS	Net Volume/ Capacity	Power Supply	Energy Class
OASIS1250 WHITE	White / Powder coated galvanized steel	1310 x 750 x 2000	1250 x 400 x 1448	8.11	700	13 amp	<div><div>B</div><div>A</div><div>G</div></div>
OASIS1250 BLACK	Black / Powder coated galvanized steel	1310 x 750 x 2000	1250 x 400 x 1448	8.11	700	13 amp	<div><div>B</div><div>A</div><div>G</div></div>
OASIS1875 WHITE	White / Powder coated galvanized steel	1935 x 750 x 2000	1875 x 400 x 1448	9.98	1050	13 amp	<div><div>B</div><div>A</div><div>G</div></div>
OASIS1875 BLACK	Black / Powder coated galvanized steel	1935 x 750 x 2000	1875 x 400 x 1448	9.98	1050	13 amp	<div><div>B</div><div>A</div><div>G</div></div>
OASIS2500 WHITE	White / Powder coated galvanized steel	2560 x 750 x 2000	2500 x 400 x 1448	12.58	1400	13 amp	<div><div>B</div><div>A</div><div>G</div></div>
OASIS2500 BLACK	Black / Powder coated galvanized steel	2560 x 750 x 2000	2500 x 400 x 1448	12.58	1400	13 amp	<div><div>B</div><div>A</div><div>G</div></div>



# NICE

INTEGRAL FGD MULTIDECKS



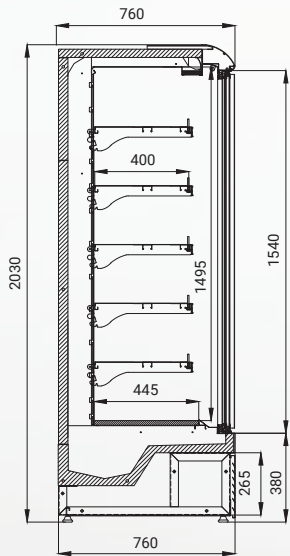
The NICE Full Glass Door low front integral multidecks offer a excellent merchandising capacity. The dual glazed doors come with full door height brushes as standard, a combination that reduces energy consumption significantly. With a depth of only 760mm, the units fit through standard doors for easy installation, yet have 400mm deep shelves for maximum stock capacity. The double glazed hinged doors offer convenient access while maintaining optimal temperature control. This design minimises energy loss, keeping your products at the perfect temperature at all times.

FEATURES

- Class 3 M1 (-1°C / +5°C)
- 5 x 400mm Shelves plus base
- Slide out machinery tray
- Mirrored end walls
- R290 Refrigerant
- Automatic defrost
- Multiplexable
- EC Fans
- Digital controller
- Dual Glazed Hinged Doors with door brushes
- Shelf strengtheners as standard
- LED Canopy & Vertical Lighting



DIFFERENT COLOURS AVAILABLE - SPECIAL ORDER



SPECIFICATION

Model	External/Internal Finish	External Dimensions (W x D x H)	Internal Dimensions (W x D x H)	KW/ 24HRS	Display Area	Power Supply	Energy Class
NICE 1000 FGD	Grey RAL9007 / Grey RAL9006	1017 x 760 x 2030	937 x 760 x 2030	8.65	1.26	13 Amp	C A++ G
NICE 1250 FGD	Grey RAL9007 / Grey RAL9006	1330 x 760 x 2030	1250 x 760 x 2030	7.97	1.68	13 Amp	C A++ G
NICE 2000 FGD	Grey RAL9007 / Grey RAL9006	1965 x 760 x 2030	1875 x 760 x 2030	13.09	2.52	13 Amp	C A++ G
NICE 2500 FGD	Grey RAL9007 / Grey RAL9006	2580 x 760 x 2030	2500 x 760 x 2030	14.28	3.35	13 Amp	C A++ G

End Wall Width 40mm

# ICON LX

HINGED FULL GLASS DOOR MULTIDECK CHILLER




Introducing the Koolmax ICON LX Full glass door range of multideck chillers: Our latest innovation in plug in multidecks. The frameless double glazed doors and LED lighting give the units a unique and modern look along with showcasing all the produce to attract the customers and maximise sales. The cabinet comes with 5 shelves (plus base), to maximize storage and display space. Along with its sleek design, low energy consumption and an impressive EU energy rating, the Koolmax ICON LX is ideal for fitting alongside existing refrigeration in many establishments.

FEATURES

- Double Glazed Frameless Hinged Doors
- 5 x 450mm Shelves plus Base
- -1°C / +5°C
- Can be multiplexed
- R290 Refrigerant
- Mirrored End walls 40mm
- LED Canopy & Vertical Lighting
- Fan assisted
- Automatic defrost



DIFFERENT COLOURS AVAILABLE - SPECIAL ORDER



SPECIFICATION

Model	External/Internal Finish	External Dimensions (W x D x H)	Internal Dimensions (W x D x H)	KW/ 24HRS	Display Area	Power Supply	Energy Class
ICON LX 1000 FGD	Grey RAL9007 / Grey RAL9006	1017 x 750 x 2030	937 x 760 x 2030	6.7	1.27	13 Amp	B A++ G
ICON LX 1250 FGD	Grey RAL9007 / Grey RAL9006	1330 x 750 x 2030	1250 x 760 x 2030	5.46	1.7	13 Amp	B A++ G
ICON LX 1875 FGD	Grey RAL9007 / Grey RAL9006	1955 x 750 x 2030	1875 x 760 x 2030	11.15	2.55	13 Amp	B A++ G
ICON LX 2500 FGD	Grey RAL9007 / Grey RAL9006	2580 x 750 x 2030	2500 x 760 x 2030	13.2	3.4	13 Amp	B A++ G



# ATLANTIC

REMOTE OPEN FRONTED MULTIDECKS



The ATLANTIC remote open ultra low front multideck, with 5 shelves over base is the ideal option for the Convenience Store market. LED canopy lighting and stylish aesthetic design displays products perfectly.

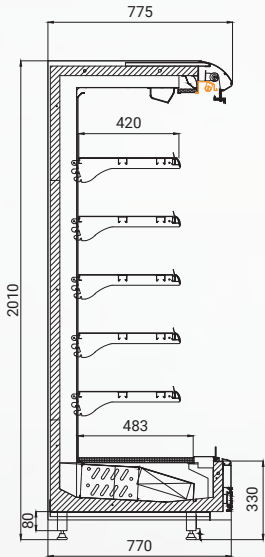


ATLANTIC 1875

FEATURES

- Class 3 M1 (-1°C / +5°C)
- 5 x 420mm Shelves plus base
- Solenoid Valve
- Mirrored end walls
- R449a Refrigerant
- Epos strips
- Multiplexable
- EC Fans
- Digital controller
- Slowrise night blind
- Shelf strengtheners as standard
- LED Canopy Lighting

DIFFERENT COLOURS AVAILABLE - SPECIAL ORDER



SPECIFICATION

Model	External/Internal Finish	External Dimensions (W x D x H)	Internal Dimensions (W x D x H)	KW/24HRS	Display Area	Power Supply	Energy Class
ATLANTIC 1250	Grey RAL9007 / Grey RAL9006	1330 x 770 x 2010	1250 x 760 x 2010	16.41	1.95	6 Amp	<div>E</div> <div>A</div> <div>G</div>
ATLANTIC 1875	Grey RAL9007 / Grey RAL9006	1955 x 770 x 2010	1875 x 760 x 2010	24.45	2.92	6 Amp	<div>F</div> <div>A</div> <div>G</div>
ATLANTIC 2500	Grey RAL9007 / Grey RAL9006	2580 x 770 x 2010	2500 x 760 x 2010	32.50	3.9	6 Amp	<div>F</div> <div>A</div> <div>G</div>
ATLANTIC 3050	Grey RAL9007 / Grey RAL9006	3130 x 770 x 2010	3125 x 760 x 2010	40.55	4.87	6 Amp	<div>F</div> <div>A</div> <div>G</div>
ATLANTIC 3750	Grey RAL9007 / Grey RAL9006	3830 x 770 x 2010	3750 x 760 x 2010	48.59	5.85	6 Amp	<div>F</div> <div>A</div> <div>G</div>

End Wall Width 40mm

# MILANO

HINGED DOUBLE GLAZED FGD



The MILANO remote full glass door ultra low front multideck complete with LED Canopy and vertical door lighting as standard. As with the ATLANTIC open version products are displayed perfectly and the addition of the dual glazed hinged doors reduces energy consumption reducing its carbon footprint and adds to the reliability & performance of the cabinet.

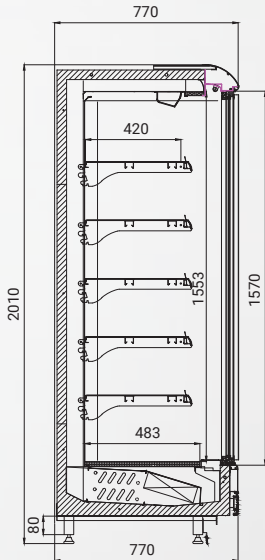


MILANO 2500

FEATURES

- Class 3 M1 (-1°C / +5°C)
- 5 x 420mm Shelves plus base
- Solenoid Valve
- Mirrored end walls
- R449a Refrigerant
- Epos strips
- Multiplexable
- EC Fans
- Digital controller
- Dual Glazed Hinged Doors with door brushes
- Shelf strengtheners as standard
- LED Canopy & Vertical Lighting

DIFFERENT COLOURS AVAILABLE - SPECIAL ORDER



SPECIFICATION

Model	External/Internal Finish	External Dimensions (W x D x H)	Internal Dimensions (W x D x H)	KW/24HRS	Display Area	Power Supply	Energy Class
MILANO 1250 FGD	Grey RAL9007 / Grey RAL9006	1330 x 770 x 2010	1250 x 760 x 2010	3.73	1.76	6 Amp	<div>C</div> <div>A</div> <div>G</div>
MILANO 1875 FGD	Grey RAL9007 / Grey RAL9006	1955 x 770 x 2010	1875 x 760 x 2010	5.91	2.65	6 Amp	<div>C</div> <div>A</div> <div>G</div>
MILANO 2500 FGD	Grey RAL9007 / Grey RAL9006	2580 x 770 x 2010	2500 x 760 x 2010	7.24	3.53	6 Amp	<div>C</div> <div>A</div> <div>G</div>
MILANO 3050 FGD	Grey RAL9007 / Grey RAL9006	3130 x 770 x 2010	3125 x 760 x 2010	9.29	4.41	6 Amp	<div>C</div> <div>A</div> <div>G</div>
MILANO 3750 FGD	Grey RAL9007 / Grey RAL9006	3830 x 770 x 2010	3750 x 760 x 2010	10.44	5.29	6 Amp	<div>C</div> <div>A</div> <div>G</div>



# TRITON

## HINGED FULL GLASS DOOR MULTIDECK CHILLER



Introducing the Koolmax TRITON LX full glass door range of remote multideck chillers. Available in five lengths (3750, 3125, 2500, 1875 and 1250). The TRITON LX Remote Multideck Chiller is the perfect solution for businesses that want to showcase their merchandise in an aesthetically pleasing way that attracts customers and boosts sales. This multideck chiller features double-glazed doors that are energy-efficient, ensuring that products are conserved while keeping running costs affordable. It comes with five adjustable shelves (plus base) to maximise storage and display space. Along with it's sleek design, low energy consumption and an impressive EU energy rating, the Koolmax TRITON LX is ideal for any busy retail establishment.



TRITON LX2500 FGD

### FEATURES

- Digital Controller
- Double Glazed Frameless Hinged Doors
- 5 x 450mm Shelves plus Base
- Fan assisted
- Automatic defrost
- -1°C / +5°C
- LED Canopy & Vertical Lighting
- Can be multiplexed
- R449a Refrigerant
- Mirrored End walls 40mm

### SPECIFICATION

Model	External/Internal Finish	External Dimensions (W x D x H)	Internal Dimensions (W x D x H)	KW/ 24HRS	Net Volume/ Capacity	Power Supply	Energy Class
TRITON LX 1250 FGD	Grey RAL9007 / Grey RAL9006	1330 x 760 x 2035	1250 x 760 x 2035	5.00	1.83	6 Amp	<div><div>B</div><div>A++</div></div>
TRITON LX 1875 FGD	Grey RAL9007 / Grey RAL9006	1955 x 760 x 2035	1875 x 760 x 2035	7.16	2.75	6 Amp	<div><div>B</div><div>A++</div></div>
TRITON LX 2500 FGD	Grey RAL9007 / Grey RAL9006	2580 x 760 x 2035	2500 x 760 x 2035	9.26	3.67	6 Amp	<div><div>B</div><div>A++</div></div>
TRITON LX 3125 FGD	Grey RAL9007 / Grey RAL9006	3130 x 760 x 2035	3125 x 760 x 2035	11.50	4.58	6 Amp	<div><div>B</div><div>A++</div></div>
TRITON LX 3750 FGD	Grey RAL9007 / Grey RAL9006	3830 x 760 x 2035	3750 x 760 x 2035	13.38	5.5	6 Amp	<div><div>B</div><div>A++</div></div>

# VIANDE


## INTEGRAL SERVEOVER



Keep your produce fresh and ready for service all day long with the Koolmax VIANDE refrigerated serve over display counters. Front lifting glass makes it easy to clean and maintain. Keep your most popular food and drinks perfectly chilled, attractively merchandised and ready to serve with the Koolmax VIANDE flat glass refrigerated serve over counter in black.



VIANDE 1875



### FEATURES

- Lift Up Front Glass
- Dixell Digital Controller
- -1°C / + 5°C
- 1 x Layer bottom shelf + 1 Layer up glass shelf
- Feet + Castors
- Under unit chilled storage
- Intermediate glass shelf
- R290a Refrigerant
- Ventilated cooling
- Off-cycle defrost



### SPECIFICATION

Model	External/Internal Finish	External Dimensions (W x D x H)	Internal Dimensions (W x D x H)	KW/ 24HRS	Net Volume/ Capacity	Power Supply	Energy Class
VIANDE 1250	Black / Stainless Steel	1330 x 1150 x 1200	1250 x 856 x 205	5.54	220	13 amp	<div><div>E</div><div>A++</div></div>
VIANDE 1875	Black / Stainless Steel	1955 x 1150 x 1200	1875 x 856 x 205	7.82	330	13 amp	<div><div>E</div><div>A++</div></div>
VIANDE 2500	Black / Stainless Steel	2580 x 1150 x 1200	2500 x 856 x 205	10.29	440	13 amp	<div><div>E</div><div>A++</div></div>



## 03 Frozen Storage

---

UNDERCOUNTER SOLID DOOR FREEZER

---

UPRIGHT SOLID DOOR FREEZERS

---

SOLID DOOR FREEZERS

---

COUNTER FREEZERS

---

CHEST FREEZER WHITE LID

---

CHEST FREEZER ST/ST LID

---





# KMF200

## UNDERCOUNTER SOLID DOOR FREEZER




The Koolmax KMF200 Under Counter Freezers are the ideal compact storage solution for any busy establishment. The ultra energy efficient under counter freezer from Koolmax is a great choice. With its energy efficient design, the Koolmax KMF200 costs less to run then other comparable freezers.

Featuring a lockable door, digital temperature display, replaceable gaskets, fixed shelves and the ability to operate in high ambient temperatures. This compact commercial under counter freezer is ideal for placing under work stations for easy access reliable frozen storage. Rollers to rear and feet to the front of the cabinet means it can be easily manoeuvred for cleaning and maintenance.



KMF200S



### FEATURES

- Carel Electronic Control with Digital Display
- -18°C / -22°C
- Replaceable Gasket
- Lock Fitted
- Recessed Handle
- 3 Fixed Shelves
- Two adjustable feet & Two Back Rollers
- R290a
- Static Cooling
- Manual Defrost



KMF200



KMF200

### SPECIFICATION

Model	External/Internal Finish	External Dimensions (W x D x H)	Internal Dimensions (W x D x H)	KW/ 24HRS	Net Volume/ Capacity	Power Supply	Energy Class
KMF200	White Painted Steel/ ABS Liner	600 x 585 x 850	479 x 473 x 622	1.5498	92	13 amp	A
KMF200S	Stainless Steel /ABS Liner	600 x 585 x 850	479 x 473 x 622	1.5498	92	13 amp	A

# KMF400

## UPRIGHT SOLID DOOR FREEZERS



The Koolmax KMF400 Upright Freezer is the ideal frozen storage solution for any busy establishment. The freezer benefits from a lockable door, fixed shelves and replaceable door gaskets. Its sleek design is a perfect fit for small kitchens with limited space. The storage freezer comes equipped with an easy access integrated full length door handle. This single door catering freezer also comes with rollers to the rear and adjustable feet for easy placement of the unit.



KMF400

### FEATURES

- Carel Electronic Control with Digital Display
- -18°C / -25°C
- Replaceable Gasket
- Lock Fitted
- Recessed Handle
- 7 Fixed Shelves
- Two adjustable feet & Two Back Rollers
- R290a
- Static Cooling
- Manual Defrost



KMF400S



KMF400

### SPECIFICATION

Model	External/Internal Finish	External Dimensions (W x D x H)	Internal Dimensions (W x D x H)	KW/ 24HRS	Net Volume/ Capacity	Power Supply	Energy Class
KMF400	White Painted Steel / ABS Liner	600 x 585 x 1850	479 x 473 x 1622	2.4475	304	13 amp	C
KMF400S	Stainless Steel /ABS Liner	600 x 585 x 1850	479 x 473 x 1622	2.4475	304	13 amp	C

## KMF600

## UPRIGHT SOLID DOOR FREEZERS



Designed to keep large quantities of stock perfectly frozen, the Koolmax KMF600 is an excellent choice for any establishment. The freezer benefits from a lockable door, fixed shelves and replaceable door gaskets. Its sleek design is a perfect fit for any busy kitchen. This storage freezer comes equipped with an easy access integrated full length door handle. The Koolmax KMF600 catering freezer also comes with rollers to the rear and adjustable feet for easy placement of the unit.



KMF600

## FEATURES

- Carel Electronic Control with Digital Display
- -18°C / -25°C
- Replaceable Gasket
- Lock Fitted
- Recessed Handle
- 7 Fixed Shelves
- Two adjustable feet & Two Back Rollers
- R290a
- Static Cooling
- Manual Defrost



KMF600S



KMF600S

## SPECIFICATION

Model	External/Internal Finish	External Dimensions (W x D x H)	Internal Dimensions (W x D x H)	KW/ 24HRS	Net Volume/ Capacity	Power Supply	Energy Class
KMF600	White Painted Steel / ABS Liner	777 x 695 x 1890	655 x 583 x 1664	3.0460	538	13 amp	<div><div>B</div><div>A++G</div></div>
KMF600S	Stainless Steel /ABS Liner	777 x 695 x 1890	655 x 583 x 1664	3.0460	538	13 amp	<div><div>B</div><div>A++G</div></div>

## KMF1SS (2/1GN)


## SOLID DOOR FREEZERS



The Koolmax KMF1SS is the perfect unit for those looking for a larger storage solution and energy efficiency. Built with high grade 304 stainless steel and heavy duty castors fitted as standard, the unit is built to last with rounded internal corners for easy cleaning, adjustable shelves, replaceable door gaskets and a lockable door for added security. The KMF1SS is an excellent choice when it comes to choosing an upright freezer for your professional kitchen.



KMF1SS



## FEATURES

- Dixel Controller
- -18°C / -22°C
- Replaceable Gasket
- Lock Fitted
- Recessed Handle
- 3 x Adjustable Shelves  
Compatible with 2/1 Pan
- Castors Fitted
- R290
- Ventilated Cooling
- Automatic Defrost

## SPECIFICATION

Model	External/Internal Finish	External Dimensions (W x D x H)	Internal Dimensions (W x D x H)	KW/ 24HRS	Net Volume/ Capacity	Power Supply	Energy Class
KMF1SS	AIS1304 Stainless Steel	740 x 830 x 2010	619 x 702 x 1396	6.618	650 Ltrs	13 amp	<div><div>A</div><div>A ↑ G</div></div>



# KMF2SS (2/1GN)

SOLID DOOR FREEZERS



The Koolmax KMF2SS is the perfect unit for those looking for a larger storage solution and energy efficiency. Built with high grade 304 stainless steel and heavy duty castors fitted as standard, the unit is built to last with rounded internal corners for easy cleaning, adjustable shelves, replaceable door gaskets and a lockable door for added security. The KMF2SS is an excellent choice when it comes to choosing an upright freezer for your professional kitchen.



KMF2SS

FEATURES

- Dixel Controller
- -18°C / -22°C
- Replaceable Gasket
- Lock Fitted
- Recessed Handle
- 3 x Adjustable Shelves  
Compatible with 2/1 Pan
- Castors Fitted
- R290 Refrigerant
- Ventilated Cooling
- Automatic Defrost

SPECIFICATION

Model	External/Internal Finish	External Dimensions (W x D x H)	Internal Dimensions (W x D x H)	KW/ 24HRS	Net Volume/ Capacity	Power Supply	Energy Class
KMF2SS	AIS1304 Stainless Steel	1480 x 830 x 2010	1360 x 702 x 1396	10.502	1300 Ltrs	13 amp	D A++

# KMF2DS / 3DS (1/1GN)

COUNTER FREEZERS



These Compact counter freezers from Koolmax are designed to maximise your frozen storage space whilst being easy to fit into smaller kitchens where space may be limited. Design features such as replaceable gaskets, heavy duty castors for easy movement and a digital controller which makes everyday operation of the freezer effortless.

With a generous capacity, the prep counter freezer is the ideal cabinet for any business. If you are looking for a freezer that is reliable and highly versatile then the Koolmax KMF2DS/3DS are the perfect choice. Supplied with a 100mm splashback meaning you will not have to worry about food falling behind the counter. The counter freezers have a spacious worktop and self closing doors allowing you to operate efficiently and not have to worry about leaving the door open in a fast paced kitchen.



KMF2DS



KMF3DS

FEATURES

- Dixel Controller
- -18°C / -22°C
- Replaceable Gaskets
- Lock Fitted
- Recessed Handles
- 1 x 1/1 Shelf Per Door
- Castors Fitted
- R290 Refrigerant
- Ventilated Cooling
- Automatic Defrost

SPECIFICATION

Model	External/Internal Finish	External Dimensions (W x D x H)	Internal Dimensions (W x D x H)	KW/ 24HRS	Net Volume/ Capacity	Power Supply	Energy Class
KMF2DS	AIS1304 Stainless Steel	1360 x 700 x 850	799 x 580 x 564	5.795	282 Ltrs	13 Amp	D A++
KMF3DS	AIS1304 Stainless Steel	1795 x 700 x 850	1234 x 580 x 564	8.102	417 Ltrs	13 Amp	D A++

# KMCF-W

CHEST FREEZER WHITE LID



The Koolmax KMCF range of chest freezers are the perfect professional frozen food storage solution for restaurants, hotels, bars, cafes and any other catering establishment. With a generous capacity, the chest freezer offers spacious storage, lock fitted as standard for added security, comes with a user friendly thermostat so you will be in control of the storage temperatures. The Koolmax chest freezers are a practical choice for those in need of reliability and economical frozen storage solutions. The ideal chest freezer for domestic or commercial use.



KMCF230W

### FEATURES

- Mechanical Controller
- -18°C / -25°C
- Solid White Lid
- Lock and Key
- Grip Handle
- 1 x Wire Basket
- Castors Fitted 2 x Brake 2 x Unbrake
- R600a Refrigerant
- Static Cooling
- Manual Defrost



KMCF650W



KMCF550W

### SPECIFICATION

Model	External/Internal Finish	External Dimensions (W x D x H)	Internal Dimensions (W x D x H)	KW/ 24HRS	Net Volume/ Capacity	Power Supply	Energy Class
KMCF230W	White / White	950 x 644 x 845	806 x 460 x 683	2.000	230 Ltrs	13 amp	<div><div>D</div><div>A</div><div>G</div></div>
KMCF370W	White / White	1275 x 740 x 825	1121 x 647.5 x 623.5	2.590	345 Ltrs	13 amp	<div><div>D</div><div>A</div><div>G</div></div>
KMCF550W	White / White	1655 x 740 x 850	1501 x 672 x 623.5	3.100	488 Ltrs	13 amp	<div><div>D</div><div>A</div><div>G</div></div>
KMCF650W	White / White	1976 x 770 x 870	1787 x 527 x 617	3.600	561 Ltrs	13 amp	<div><div>D</div><div>A</div><div>G</div></div>

# KMCF-S

CHEST FREEZER ST/ST LID




The Koolmax KMCF-S range of chest freezers with stainless steel lids are the perfect professional frozen food storage solution for restaurants, hotels, bars, cafes and any other catering establishment. With a generous capacity, the chest freezer offers spacious storage, lock fitted as standard for added security, comes with a user friendly thermostat so you will be in control of the storage temperatures. The Koolmax chest freezers are a practical choice for those in need of reliability and economical frozen storage solutions. The ideal chest freezer for domestic or commercial use.



KMCF550S

### FEATURES

- Mechanical Controller
- -18°C / -25°C
- Solid Stainless Steel Lid
- Lock and Key
- Grip Handle
- 1 x Wire Basket
- Castors Fitted 2 x Brake 2 x Unbrake
- R600a Refrigerant
- Static Cooling
- Manual Defrost



KMCF650S

### SPECIFICATION

Model	External/Internal Finish	External Dimensions (W x D x H)	Internal Dimensions (W x D x H)	KW/ 24HRS	Net Volume/ Capacity	Power Supply	Energy Class
KMCF230S	White / White	950 x 644 x 845	806 x 460 x 683	2.000	252 Ltrs	13 amp	<div><div>D</div><div>A</div><div>G</div></div>
KMCF370S	White / White	1275 x 740 x 825	1121 x 647.5 x 623.5	2.590	402 Ltrs	13 amp	<div><div>D</div><div>A</div><div>G</div></div>
KMCF550S	White / White	1655 x 740 x 850	1501 x 672 x 623.5	3.100	562 Ltrs	13 amp	<div><div>D</div><div>A</div><div>G</div></div>
KMCF650S	White / White	1976 x 770 x 870	1787 x 527 x 617	3.600	650 Ltrs	13 amp	<div><div>D</div><div>A</div><div>G</div></div>





04

## Frozen Display

---

UPRIGHT GLASS DOOR FREEZERS

---

GLASS LID CHEST FREEZERS

---

REMOTE GLASS DOOR FREEZERS



# KMF200G

## UNDER COUNTER GLASS DOOR FREEZER




Ultra stylish, reliable compact under counter display freezer offers generous frozen storage with a small footprint. Manufactured with a high quality exterior and interior, the Koolmax KMF200G is the perfect addition to any business looking to boost their sales. Including standard features such as a lockable door for added security, fixed shelves and integrated door handle, this freezer is the ideal unit for any busy establishment. The under counter design is ideal for situations where space is limited, the adjustable feet and rollers make it easier to position and move for cleaning purposes.



KMF200G

### FEATURES

- Carel Electronic Control with Digital Display
- -18°C / -22°C
- Replaceable Gasket
- Lock Fitted
- Recessed Handle
- 3 Fixed Shelves
- Two adjustable feet & Two Back Rollers
- R290a Refrigerant
- Static Cooling
- Manual Defrost



### SPECIFICATION

Model	External/Internal Finish	External Dimensions (W x D x H)	Internal Dimensions (W x D x H)	KW/ 24HRS	Net Volume/ Capacity	Power Supply	Energy Class
KMF200G	White / ABS Liner	600 x 585 x 850	479 x 473 x 622	3.649	101	13 amp	A

# KMF400G

## UPRIGHT GLASS DOOR FREEZERS



The Koolmax KMF400GS upright glass door freezers are designed to give outstanding performance everyday, in all busy catering establishments. With its reliability, sleek design and excellent value for money, the Koolmax KMF400GS is the perfect choice. Attractively showcase your stock to encourage impulse buys with this top quality upright single glass door freezer.



KMF400G

### FEATURES

- Carel Electronic Control with Digital Display
- -18°C / -22°C
- Replaceable Gasket
- Lock Fitted
- Recessed Handle
- 7 Fixed Shelves
- Two adjustable feet & Two Back Rollers
- R290a Refrigerant
- Static Cooling
- Manual Defrost

### SPECIFICATION

Model	External/Internal Finish	External Dimensions (W x D x H)	Internal Dimensions (W x D x H)	KW/ 24HRS	Net Volume/ Capacity	Power Supply	Energy Class
KMF400G	White / ABS Liner	600 x 585 x 1850	479 x 473 x 1622	5.6019	349	13 amp	C



# KMF700 / KMF1300

## UPRIGHT GLASS DOOR FREEZERS



The Koolmax range of KMF high capacity freezers are the perfect addition to any busy retail establishment. The Frameless Triple Glazed Anti Fog doors incorporates and integrated handle and vertical LED lighting. Hydraulic hinge design with soft closing doors is another quality feature. Not only are these units practical, they are stylish, robust and modern. The ideal unit to showcase all frozen products perfectly. All shelves come with a perspex inlay and epos strips, which makes these cabinets the best choice for frozen produce. Match perfectly when alongside the KMC Chillers (see pages 18-19).

Available in 1, 2, 3 & 4 door options



KMF700



KMF1300

### FEATURES

- Triple Glazed Anti-fog Hinged Doors
- Dixell Digital Controller
- -16°C / -22°C
- Replaceable Gasket
- Lock fitted
- Integrated Handle
- 5 x shelves per door including epos & perspex inlay
- 4 Feet + 4 Castors
- R290a Refrigerant
- Ventilated Cooling
- Hot-gas Defrost

### SPECIFICATION

Model	External/Internal Finish	External Dimensions (W x D x H)	Internal Dimensions (W x D x H)	KW/ 24HRS	Net Volume/ Capacity	Power Supply	Energy Class
KMF700	GREY RAL9007 / Powder coated galvanized steel	680 x 740 x 2000	560 x 525 x 1320	10.25	400	13 amp	<div><div></div>D<sup>A</sup><sub>G</sub></div>
KMF1300	GREY RAL9007 / Powder coated galvanized steel	1250 x 740 x 2000	1130 x 525 x 1320	19.13	810	13 amp	<div><div></div>D<sup>A</sup><sub>G</sub></div>

# KMF2000 / KMF3000

## UPRIGHT GLASS DOOR FREEZERS



The Koolmax range of KMF high capacity freezers are the perfect addition to any busy retail establishment. The Frameless Triple Glazed Anti Fog doors incorporates and integrated handle and vertical LED lighting. Hydraulic hinge design with soft closing doors is another quality feature. Not only are these units practical, they are stylish, robust and modern. The ideal unit to showcase all frozen products perfectly. All shelves come with a perspex inlay and epos strips, which makes these cabinets the best choice for frozen produce. Match perfectly when alongside the KMC Chillers (see pages 18-19).

Available in 1, 2, 3 & 4 door options



KMF2000

### FEATURES

- Triple Glazed Anti-fog Hinged Doors
- Dixell Digital Controller
- -16°C / -22°C
- Replaceable Gasket
- Lock fitted
- Integrated Handle
- 5 x shelves per door including epos & perspex inlay
- 6 Feet + 4 Castors
- R290a Refrigerant
- Ventilated Cooling
- Hot-gas Defrost

### SPECIFICATION

Model	External/Internal Finish	External Dimensions (W x D x H)	Internal Dimensions (W x D x H)	KW/ 24HRS	Net Volume/ Capacity	Power Supply	Energy Class
KMF2000	GREY RAL9007 / Powder coated galvanized steel	1875 x 740 x 2000	1755 x 525 x 1320	26.9	1260	13 amp	<div><div></div>D<sup>A</sup><sub>G</sub></div>
KMF3000	GREY RAL9007 / Powder coated galvanized steel	2500 x 740 x 2000	2380 x 525 x 1320	39.51	1700	13 amp	<div><div></div>E<sup>A</sup><sub>G</sub></div>

BLACK

# KMF700 / KMF1300

UPRIGHT GLASS DOOR FREEZERS



The Koolmax range of KMF high capacity freezers are the perfect addition to any busy retail establishment. The Frameless Triple Glazed Anti Fog doors incorporates and integrated handle and vertical LED lighting. Hydraulic hinge design with soft closing doors is another quality feature. Not only are these units practical, they are stylish, robust and modern. The ideal unit to showcase all frozen products perfectly. All shelves come with a perspex inlay and epos strips, which makes these cabinets the best choice for frozen produce. Match perfectly when alongside the KMC Chillers (see pages 20-21).

Available in 1, 2, 3 & 4 door options



KMF1300 BLACK

### FEATURES

- Triple Glazed Anti-fog Hinged Doors
- Dixell Digital Controller
- -16°C / -22°C
- Replaceable Gasket
- Lock fitted
- Integrated Handle
- 5 x shelves per door including epos & perspex inlay
- 4 Feet + 4 Castors
- R290a
- Ventilated Cooling
- Hot-gas Defrost

### SPECIFICATION

Model	External/Internal Finish	External Dimensions (W x D x H)	Internal Dimensions (W x D x H)	KW/ 24HRS	Net Volume/ Capacity	Power Supply	Energy Class
KMF700	BLACK RAL9005 / Powder coated galvanized steel	680 x 740 x 2000	560 x 525 x 1320	10.25	400	13 amp	<div><div>D</div><div>A</div><div>G</div></div>
KMF1300	BLACK RAL9005 / Powder coated galvanized steel	1250 x 740 x 2000	1130 x 525 x 1320	19.13	810	13 amp	<div><div>D</div><div>A</div><div>G</div></div>

BLACK

# KMF2000 / KMF3000

UPRIGHT GLASS DOOR FREEZERS



The Koolmax range of KMF high capacity freezers are the perfect addition to any busy retail establishment. The Frameless Triple Glazed Anti Fog doors incorporates and integrated handle and vertical LED lighting. Hydraulic hinge design with soft closing doors is another quality feature. Not only are these units practical, they are stylish, robust and modern. The ideal unit to showcase all frozen products perfectly. All shelves come with a perspex inlay and epos strips, which makes these cabinets the best choice for frozen produce. Match perfectly when alongside the KMC Chillers (see pages 20-21).

Available in 1, 2, 3 & 4 door options



### FEATURES

- Triple Glazed Anti-fog Hinged Doors
- Dixell Digital Controller
- -16°C / -22°C
- Replaceable Gasket
- Lock fitted
- Integrated Handle
- 5 x shelves per door including epos & perspex inlay
- 6 Feet + 4 Castors
- R290a
- Ventilated Cooling
- Hot-gas Defrost

### SPECIFICATION

Model	External/Internal Finish	External Dimensions (W x D x H)	Internal Dimensions (W x D x H)	KW/ 24HRS	Net Volume/ Capacity	Power Supply	Energy Class
KMF2000	BLACK RAL9005 / Powder coated galvanized steel	1875 x 740 x 2000	1755 x 525 x 1320	26.9	1260	13 amp	<div><div>D</div><div>A</div><div>G</div></div>
KMF3000	BLACK RAL9005 / Powder coated galvanized steel	2500 x 740 x 2000	2380 x 525 x 1320	39.51	1700	13 amp	<div><div>E</div><div>A</div><div>G</div></div>



# KMF-IC

## GLASS LID CHEST FREEZERS



The Koolmax IC range of sliding glass lid chest freezers are ideal for displaying all frozen goods. The range features sliding glass top lids which allows easy access for those impulse buys. Attractively showcase and merchandise frozen foods such as ice cream, pizza, ready meals and many more with the reliable and efficient IC series display chest freezers.



KMF200IC



KMF500IC



KMF300IC



KMF400IC

### FEATURES

- Mechanical Controller
- -18°C / -25°C
- Lock and Key
- Grip Handle
- 4 x Wire Baskets
- Castors Fitted 2 x Brake 2 x Unbrake
- R290a Refrigerant
- Static Cooling
- Manual Defrost

### SPECIFICATION

Model	External/Internal Finish	External Dimensions (W x D x H)	Internal Dimensions (W x D x H)	KW/ 24HRS	Net Volume/ Capacity	Power Supply	Energy Class
KMF200IC	White / White	990 x 705 x 875	840 x 540 x 612	1.6828	190 Ltrs	13 amp	<div><div>D</div><div>A</div><div>G</div></div>
KMF300IC	White / White	1260 x 705 x 875	1110 x 540 x 612	2.1368	260 Ltrs	13 amp	<div><div>D</div><div>A</div><div>G</div></div>
KMF400IC	White / White	1530 x 705 x 875	1380 x 540 x 612	2.5959	330 Ltrs	13 amp	<div><div>D</div><div>A</div><div>G</div></div>
KMF500IC	White / White	1800 x 705 x 875	1650 x 540 x 612	2.9585	430 Ltrs	13 amp	<div><div>D</div><div>A</div><div>G</div></div>

# PLANET

## REMOTE GLASS DOOR FREEZERS



The PLANET freezer offers ample storage space, superior visibility, and sleek integration into any retail setting. Featuring full glass doors, which allow customers to see the products clearly and easily, while also maintaining the temperature and humidity inside the freezer. This range of remote freezers provide LED energy saving lights, which provide bright and uniform illumination for the products, while also consuming less electricity and generating less heat.



DIFFERENT COLOURS AVAILABLE - SPECIAL ORDER

### FEATURES

- Digital Controller
- -18°C / -21°C
- Double Glazed Hinged Door with heater
- 4 x 400mm Shelves plus Base
- Fan assisted
- Automatic defrost
- Electrical heater
- LED vertical Lighting
- Can be multiplexed
- R449a Refrigerant
- Solid End walls 60mm

### SPECIFICATION

Model	External/Internal Finish	External Dimensions (W x D x H)	Internal Dimensions (W x D x H)	KW/ Annum	Total Display Area	Power Supply	Energy Class
PLANET 2D REMOTE	Grey RAL9007 / White RAL9003	1683 x 760 x 2050	1563 x 760 x 2050	30.71	2.01	13 amp	<div><div>F</div><div>A</div><div>G</div></div>
PLANET 3D REMOTE	Grey RAL9007 / White RAL9003	2464 x 760 x 2050	2344 x 760 x 2050	47.04	3.02	13 amp	<div><div>F</div><div>A</div><div>G</div></div>
PLANET 4D REMOTE	Grey RAL9007 / White RAL9003	3245 x 760 x 2050	3125 x 760 x 2050	65.23	4.03	13 amp	<div><div>F</div><div>A</div><div>G</div></div>
PLANET 5D REMOTE	Grey RAL9007 / White RAL9003	4025 x 760 x 2050	3905 x 760 x 2050	82.83	5.04	13 amp	<div><div>F</div><div>A</div><div>G</div></div>



## 05 Back Bar Bottle Coolers





KMBC

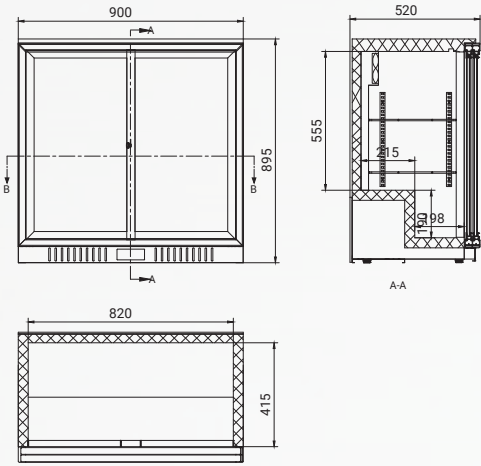
BACK BAR BOTTLE COOLERS



The Back Bar Chillers from Koolmax are manufactured with a black exterior and aluminium interior and are a great way to attractively display and merchandise your chilled beers, ciders and other bottled beverages. Designed to fit neatly behind the bar, or undercounter, these bottle coolers make efficient use where space is limited. The features include 4 adjustable shelves, LED lighting, digital temperature display and lock fitted as standard. Not only are these high quality, robust and stylish, they are energy efficient making them the ideal choice for any business. The Koolmax KMBC2H is a double, hinged door bottle cooler and the KMBC2L is a double, sliding door bottle cooler.



KMBC2SL

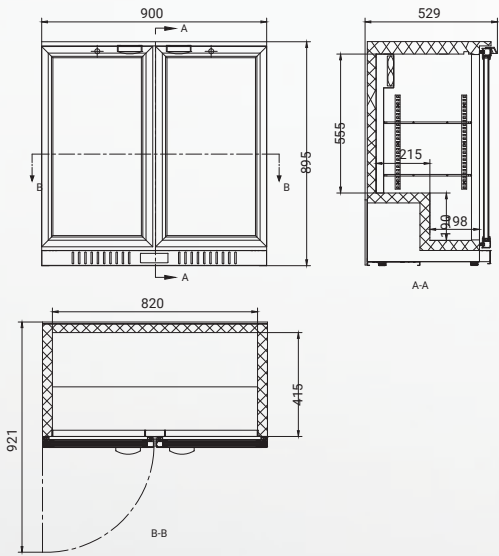


FEATURES

- Electronic Controller
- 0°C / 10°C
- Locks Fitted
- Double Glazed self-closing doors
- Internal LED Light
- 4 x Adjustable Chrome Wired Shelves
- R600a
- Fan Assisted Cooling
- Automatic Defrost



KMBC2H



SPECIFICATION

Model	External/Internal Finish	External Dimensions (W x D x H)	KW/Annum	Net Volume/Capacity	Power Supply	Energy Class
KMBC2H	Black / Aluminium	900 x 530 x 895	201	207	13 Amp	B
KMBC2SL	Black / Aluminium	900 x 530 x 895	245	207	13 Amp	B

KMBC

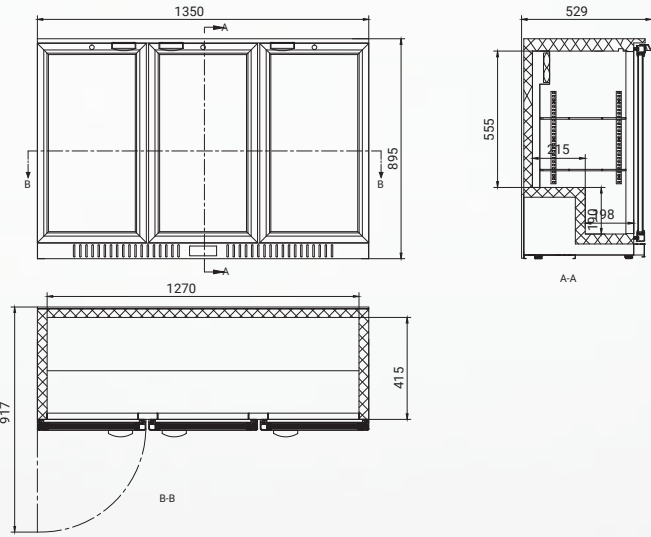
BACK BAR BOTTLE COOLERS



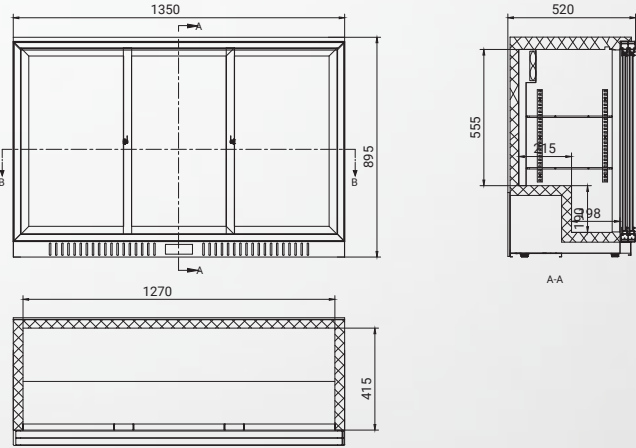
The Back Bar Chillers from Koolmax are manufactured with a black exterior and aluminium interior and are a great way to attractively display and merchandise your chilled beers, ciders and other bottled beverages. Designed to fit neatly behind the bar, or undercounter, these bottle coolers make efficient use where space is limited. The features include 6 adjustable shelves, LED lighting, digital temperature display and lock fitted as standard. Not only are these high quality, robust and stylish, they are energy efficient making them the ideal choice for any business. The Koolmax KMBC3H is a triple, hinged door bottle cooler and the Koolmax KMBC3SL is a triple, sliding door bottle cooler.



KMBC3H



KMBC3SL



FEATURES

- Electronic Controller
- 0°C / 10°C
- Locks Fitted
- Double Glazed self-closing doors
- Internal LED Light
- 6 x Adjustable Chrome Wired Shelves
- R600a
- Fan Assisted Cooling
- Automatic Defrost

SPECIFICATION

Model	External/Internal Finish	External Dimensions (W x D x H)	KW/Annum	Net Volume/Capacity	Power Supply	Energy Class
KMBC3H	Black / Aluminium	1350 x 530 x 895	274	324	13 Amp	B
KMBC3SL	Black / Aluminium	1350 x 530 x 895	292	324	13 Amp	B

# Our shopfitting process

FOUR-STEP PROCESS TO TRANSFORM THE LOOK OF YOUR BUSINESS.

1

**Planning**

Our team of professionals collaborates with planners and developers to oversee and ensure excellent outcomes that are delivered on time and within budget.

2

**Design**

We are proud to say that our design department is the best in the entire retail design sector, thanks to our highly experienced and well-mannered employees.

3

**Building**

We are currently experiencing unprecedented success by providing premium retail building services to renowned brands across the UK.

4

**After Sales Service**

We have a dedicated and multi-skilled team that operates nationwide to provide our customers with 24/7 quick maintenance and after-sales services.

## Products & services

CHECK OUT THE PRODUCT AND SERVICES WE PROVIDE

### RETAIL DESIGN SERVICES

At KoolMax Group, we enjoy collaborating with our clients to build their business through retail design. We are careful to follow our clients' concepts of independent branding and carry this through to each new retail venture. With our retail management approach, we assess every aspect of the retail outlet along with the needs, targets, and demographics of the area.

### SHOP SHELVING

KoolMax Group offers an incredible range of commercial refrigeration, display refrigeration, and dairy cabinets with various choices, dimensions, styles, and specifications to cater to the diverse needs of our patrons.



### REFRIGERATION - DAIRY CABINETS

KoolMax Group offers an incredible range of commercial refrigeration, display refrigeration, and dairy cabinets with various choices, dimensions, styles, and specifications to cater to the diverse needs of our patrons.



### AIR CONDITIONING SERVICES

We offer top-notch commercial air conditioning services at affordable prices, so you won't have to worry when it comes time for repairs or maintenance on your HVAC system! As professional AC service experts, we are capable of performing any type of maintenance or service on your system.

### SHOP SIGNAGE

KoolMax Group offers a complete shop signage solution that will make your business stand out from the crowd. If you are looking to build a brand that sets you apart from your competitors, we are here to help you start from scratch.

### SHOP LIGHTING

KoolMax Group offers contemporary shop lighting solutions for your outlet. We specialize in providing comprehensive shop lighting solutions and cover in-depth aspects of retail design. Our designers at KoolMax Group plan your shop lighting requirements from start to finish.



### SHOP CIGARETTE GANTRIES

KoolMax Group is here to help you by providing specialized shop fitting services, including cigarette gantries, to large retail outlets, convenience stores, hardware stores, and petrol forecourts.



### SHOP COUNTERS

KoolMax Group designs and builds counters to suit your business needs. When it comes to cost-effective, professional-looking shop counters, we offer a wide range of colours and finishes, including storage solutions to cater to the diverse requirements of our clients.

### SHOP CEILINGS

KoolMax Group offers everything from suspended shop ceilings to customized retail ceilings with a variety of choices in colours, styles, and textures to meet the diverse needs of our customers.

### SHOP FLOORING

KoolMax Group offers excellent flooring designs with a variety of layout options that will help you create a better environment. Our shop flooring not only outperforms many other types of flooring in terms of performance, but it is also easy to install and maintain.



### SHOP PLUMBING

KoolMax Group offers professional retail plumbing services for your outlet. We have one of the best-stocked plumbing departments in the entire region, staffed with the most well-informed and courteous employees.

### SHOP ELECTRICS

We have skilled electrical engineers with years of proven expertise in providing efficient shop electrical services and planning the electrical requirements into the design.

### RETAIL SECURITY SYSTEMS

KoolMax Group has efficient and affordable security systems for your convenience store, supermarket, café, and restaurants. We offer a wide selection of retail security systems that function in both internal and external environments.



### BESPOKE UNITS

KoolMax offers an impressive range of bespoke units with varying choices of colours, styles, and dimensions. We incorporate the latest materials in wood, metal, and acrylic that are suitable for product display for bakeries, off-licenses, green grocers, coffee docks, and cafes.





## Air Conditioning Units

STAY COOL & SAVE MONEY

Air conditioning has become a modern standard in commercial settings. The demand for air conditioners is rising, and it has become a mandatory element in any retail space. Thus it becomes essential for you to install a standard **commercial air conditioning unit**. A properly installed and standard system not only helps in reducing energy costs and lowering your electricity bills but also improves your business' efficiency. Regardless of the size of the shop you have, a customer always expects to have a pleasantly cool environment. To bring a smooth and comfy customer experience, it becomes essential to have a cooling, chill environment. Koolmax offers instant solution to all your cooling problems. Whether it be installation, repair, or maintenance, we have got you covered with our unparalleled services.

Our team of technicians has years of experience in the field and will do everything they can to make sure your project runs smoothly. We understand how important it is to have a reliable system that keeps your customers comfortable while they shop. That's why we offer top-notch service at affordable prices, so you don't have to worry about breaking the bank when it comes time for repairs or maintenance on your HVAC system! As professional AC service experts, we are capable of performing any type of maintenance or service on your system: replacing filters, cleaning coils, changing fan motor filters – even replacing entire units if necessary! We also offer preventative maintenance services so that we can keep your unit running at peak performance levels for years to come.



## Retrofit Refrigeration Doors

FOR CONVENIENCE STORES, RETAIL SECTOR AND SUPERMARKETS

### Why choose Koolmax retrofit doors?

Our refrigerators have performed well when it comes to maintaining steady temperatures. The highly measured doors, drawers, and cabinets are the perfect solution for convenience stores, the retail sector, and supermarkets. Our glass doors refrigerator are wide and transparent to give a clear picture of merchandise without opening the door. It allows a clear view of the inside of the cabinets for perfect merchandise presentation. Moreover, the layout and style of our commercial refrigerator doors are one of the most convenient ones to use in highly commercial places, such as supermarkets, workplaces, etc. Koolmax refrigerator doors look sleek because of their modern design and are also highly affordable for your commercial stores. These refrigerator doors are designed to be durable and energy-efficient to reduce your energy bills and maximize cooling efficiency.




### Retrofit Doors we provide & install

We provide several door designs that enhance the appearance and efficiency of your environment. Our hinged doors are double glaze that proves durable and provides optimal insulation. The perfect insulation and frame system minimize the electricity bills. Our team can install the doors in your space in a matter of a week. We install these refrigerator doors sections by section over the course of the day. This way, your stores can continue trading with minimal interruption.



#### Hinged Doors

Hinged doors improve the efficiency of the storage environment and help maintain the atmosphere.



#### Sliding Doors

Koolmax sliding glass doors allow you to have quick and easy access to load and unload merchandise.



#### Freezer Doors

Double-glazed freezer doors are durable, shatterproof, and provide resistance to trolley impacts.



#### Bespoke Doors

Double-panel doors are available for your customized cabinets and shelves. Bespoke refrigerator doors provide excellent cooling.



# Koolmax Coldrooms

Use this image and put koolmax on the sign & vans?



Our services include cold storage designs, assembly and full after-sales support. With extensive knowledge of supply to the retail and catering sectors, we have been at the frontline of cold store manufacturing business with a devoted and a highly experienced team with outstanding customer satisfaction. We master every aspect of design, project management, installation, after sales support and maintenance. From product design to comprehensive solutions, we prioritise delivering the best quality solutions with a well-studied cost-effectiveness awareness.

## INDUSTRIES WE WORK WITH

Based in Bolton, Lancashire, we have worked with nationwide clients, and operated across a wide spectrum of industries of caterings, butchers, wholesalers, restaurants, cash & carries, industrial poultries and fisheries, and food processing factories. Whatever your cold store needs are, whether it's a chiller cold store from 0°C to +8°C, or a freezer cold store from -18°C to -28°C, we are ready to help. It's not always easy to find what you are looking for, but we are here with our professional team and wide range of services. We have mastered at building industrial bespoke sized cold rooms, between 20 ft² to 10.000ft².





[www.koolmaxgroup.com](http://www.koolmaxgroup.com)



Cambrian Business Park  
215 Derby Street  
Bolton  
BL3 6JF  
United Kingdom

Telephone: 01204 3244 33

[info@koolmaxgroup.com](mailto:info@koolmaxgroup.com)

Company registration number: 07954422